



SafeSend Returns™

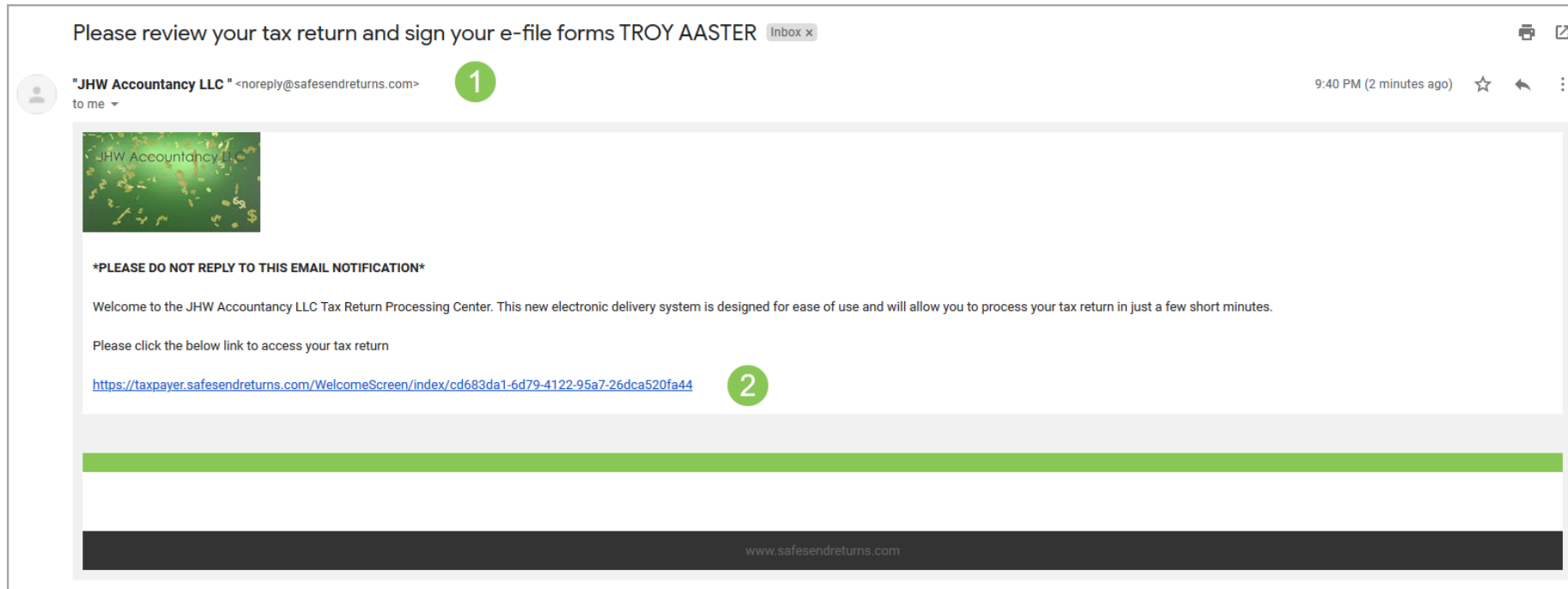
Quick Reference Guide:
Taxpayer Experience



cpaperless.com

Your tax firm will send you a secure email like the one shown below

- 1 The email will come from noreply@safesendreturns.com
 - We recommend that you add this email address to your safe sender list to avoid these notifications going into spam
 - Your firm's name will appear in front of the email address
 - Your firm's logo may appear in the body of the email
 - Your name will appear in the subject line of the email
- 2 Click on the link in the email



- 1 Insert the last four digits of your SSN
- 2 Click "Authenticate to continue"

Welcome to JHW Accountancy LLC

Welcome to the JHW Accountancy LLC Return Processing System. This system is designed to simplify your review of your Tax Return, and expedite the required steps for Electronic Filing. Each step will include additional instructions to ensure successful completion of the process. As you continue through the necessary actions, should you need to finish later, you may save your progress and return another time.

TROY AASTER, Please enter the last four digits of your Social Security Number:

1

Authenticate to continue

2

- 1 Click "Request Access Code"
- 2 You will receive an email notification with an Access Code
 - Copy the Access Code and return to the page below
- 3 Paste or type the Access Code into the requested field
- 4 Click "Continue"

Welcome to JHW Accountancy LLC

Welcome to the JHW Accountancy LLC Return Processing System. This system is designed to simplify your review of your Tax Return, and expedite the required steps for Electronic Filing. Each step will include additional instructions to ensure successful completion of the process. As you continue through the necessary actions, should you need to finish later, you may save your progress and return another time.

Access Code Required:

Please select "Request Access Code" and we will send you a one-time expiring access code to your email. This code will expire in 20 minutes. Please enter below and select Continue.

Continue

3

4

1

Request Access code

Code for TROY AASTER Inbox x 2



"JHW Accountancy LLC" <noreply@safesendreturns.com>
to me ▾

Your one time code is 75508791

Reply

Forward

- 1 This page is an overview of you return and may contain an important message
- 2 Click "Let's Get Started" to continue

JHW Accountancy LLC Logout

2018 Tax Return

Contact Person
Robert Zimmerman Details

Refunds

Federal	\$31,515
Arizona	\$1,751
California	\$3,000

Overpayments Applied

California	\$2,827
-------------------	----------------

Payments Due

Nebraska	\$654
-----------------	--------------


1 Welcome TROY AASTER, your 2018 tax returns are ready!

A message from your tax preparer


Please make sure you review your return and let us know if you have any questions.

Thank you for your business this year!


Please follow these easy steps so your taxes can be filed



Download Tax Documents




Sign Forms



Make Payments

2

[Let's Get Started](#)

 SafeSend Returns™

cPaperless.com

- 1 Download & Review all of your tax documents
- 2 Click "Continue"

JHW Accountancy LLC Contact Person Logout

[Download Documents](#) [Sign](#) [Pay](#)

Please download and review your tax documents

[Download all my tax documents](#)

Your 2018 Tax Documents

Optionally select a single document to download

Tax Documents	Payment Vouchers	Invoice & Attachments
2018 Tax Returns.pdf	Payments Due On 01-15-2020.pdf	Tax Preparation Fee.pdf
Filing Instructions.pdf	Payments Due On 04-15-2019.pdf	Source Documents.pdf
e-file Forms	Payments Due On 06-15-2019.pdf	
	Payments Due On 09-17-2019.pdf	


[Save and Exit](#) [Continue](#)


- 1 Enter your date of birth
- 2 Check the box to consent to e-signing
 - It can be the same as yours
- 3 Provide your spouse's email address if applicable
 - It can be the same as yours
- 4 Click "Continue"

Download Documents Sign Pay

Sign documents

How would you like to sign your documents?

 Sign Electronically

 Print, Sign and Return

Before signing, you will need to verify your identity by answering a few short questions about yourself. Please verify/enter the information requested and click "Continue" to begin.

Your Date Of Birth: Jan 5 1978 **1**

I have reviewed my tax return and consent to e-sign **2**

Spouses signature required

Please provide an email address for your spouse. It can be the same as your own if you share an email account. They will receive a similar request asking them to Sign their forms electronically.




HOLLY ANDERSON

Email Address: hollytaxpayer@gmail.com **3**

Save and Exit **4** Continue

- 1 Answer 3 questions correctly
 - You may see up to 5 questions
- 2 Click "Continue"

JHW Accountancy LLC Contact Person Logout

 Download Documents  Sign  Pay

IRS Required Disclosure: Please verify your identity by answering the following questions. These questions are generated from a third party's database. This process does not access or impact your credit report and the third party does not have access to your taxpayer information.

Please answer the following:

1. Based on your background, in what city is 8639 Calle Nimon De Square?

Broomfield

Evans

Golden

Parker

I have never been associated with this address

Save and Exit 2 Continue

- 1 Select all "Click here to sign" locations
- 2 Click "Apply" and repeat for all signature locations
- 3 Click "Continue when finished"

JHW Accountancy LLC Contact Person Logout

Download Documents
Sign
Pay

Signatures Needed

- 1. IRS 9879
- 2. US 114A
- 3. AZ-9879

Taxpayer's PIN: check one box only

authorize ERO firm name to enter or generate my PIN I will enter my PIN as my signature on my tax year 2018 electronically filed income tax return. Check this box only if you are entering your own PIN and your return is filed using the Practitioner PIN method. The ERO must complete Part II below.

Next **Click here to sign** Date **12/11/2019**

Spouse's PIN: check one box only

authorize ERO firm name to enter or generate my PIN I will enter my PIN as my signature on my tax year 2018 electronically filed income tax return. Check this box only if you are entering your own PIN and your return is filed using the Practitioner PIN method. The ERO must complete Part II below.

Spouse's signature: _____ Date: _____

Practitioner PIN Method Returns Only - continue below

Part III - Certification and Authentication - Practitioner PIN Method Only

ERO's EPIN/PA: Enter your six-digit EPIN followed by your five-digit enhanced PIN:

I certify that the above numeric entry is my PIN, which is my signature for the tax year 2018 electronically filed income tax return for the taxpayer(s) indicated above. I certify that I am submitting this return in accordance with the requirements of the Practitioner PIN method and Rule 104a, Handbook for Authorized IRS-e-file Providers of Individual Income Tax Returns.

ERO's signature: Date: **12/12/2019**

ERO Must Retain This Form - See Instructions
Don't Submit This Form to the IRS Unless Requested to Do So

Link For Paperwork Reduction Act Notice, see your tax return instructions. Form 8879 (2019)

12190125 999003 ef11e54_over 2018.02010 AASTER, TROY 60056837

60056837 999003 ef11e54_over 13

Form 114a Department of the Treasury Financial Crimes Enforcement Network (FinCEN) May 2016		Record of Authorization to Electronically File FBARS (See instructions below for completion) <small>Do not send to FinCEN; deliver this form to your records.</small> The form 114a may be digitally signed.		TROYAA620180001
1. Owner last name or entity's legal name		2. Owner first name		3. Owner M.I.
AASTER		TROY		
4. Spouse last name (if jointly filing FBAR; see instructions below)		5. Spouse first name		6. Spouse M.I.
ANDERSON		MOLLY		

I/we declare that I/we have provided information concerning _____ (enter number of accounts, foreign bank and financial accounts) for the tax year ending December 31, **2018**, to the preparer listed in Part II to the best of my/our knowledge that is correct, and I/we certify that I/we authorize the preparer listed in Part II to complete and submit to the Financial Crimes Enforcement Network (FinCEN) a Report of Foreign Bank and Financial Accounts (FBAR) based on the information that I/we have provided and that I/we authorize the preparer listed in Part II to receive information from FinCEN, answer inquiries and resolve issues relating to this submission. I/we acknowledge that, notwithstanding this declaration, it is my/our legal responsibility, not that of the preparer listed in Part II, to timely file an FBAR if required by law to do so.

3

Type **Draw**

Enter Your Name

TROY AASTER

Your Signature

TROY AASTER

2

- 1 View payment options
- 2 Download and print the voucher if paying by mail
- 3 To submit an online payment, click "Pay Online"
 - Additional payment processing fees may be incurred

JHW Accountancy LLC

Payment details are listed below

Your Tax Payments

Due Apr 2019 \$18,289

Due Jun 2019 \$18,281

Due Sep 2019 \$18,282

Due Jan 2020 \$18,282

Tax Preparation Fee

Invoice for tax services

[Download Filing Instructions](#)

[Download All Payment Vouchers](#)

Due 04/15/19	Due 04/15/19	Due 04/15/19	Due 04/15/19
 Federal \$12,784 Pay	 California \$3,997 Pay	 Illinois \$854 Pay Online (Required)	 Nebraska \$654 DO NOT PAY: Scheduled for automatic withdrawal

Email me reminder days before payment is due

[Done](#)

Payment Information [Download Filing Instructions](#)

Internal Revenue Service
 Amount: \$12,784 Due: 04/15/19

Pay By Check or Money Order

Select "[Download Filing Instructions](#)" above to review your payment and mailing instructions. Select the button below to download your payment voucher.

[Download Federal voucher due 04/15/19](#)

or

Pay Online Now

Select "[Download Filing Instructions](#)" above to review your payment instructions. Select "[Pay Online](#)" below to make your payment.

[Pay Online](#)

[Done](#)